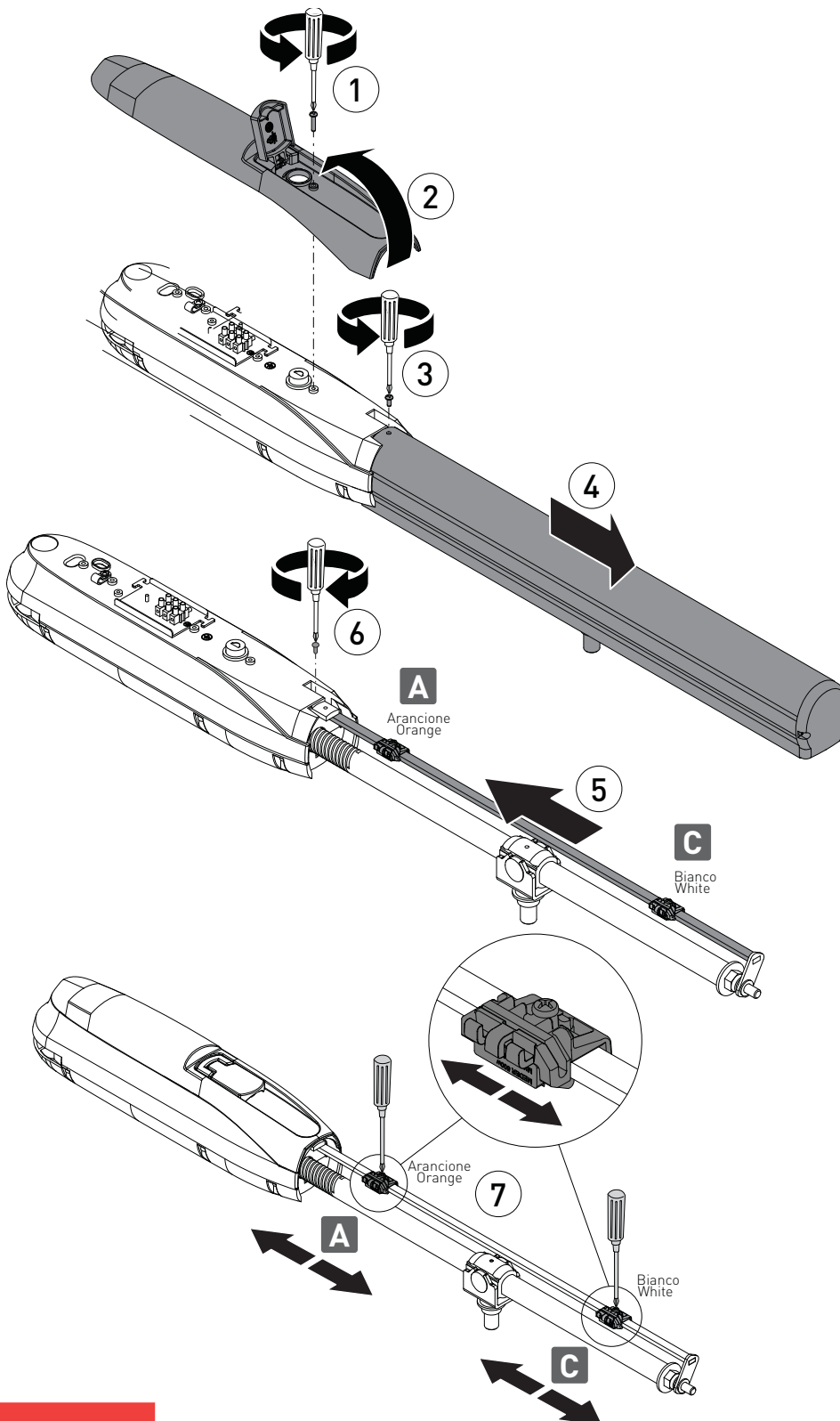


Ditec PWR50ML

IP2278 • 2017-07-06

Manuale di installazione gruppo finecorsa magnetico per PWR50H/HR
 Installation handbook for PWR50H/HR magnetic limit switch group



ENTRE/MATIC	
ENTRE/MATIC Group AB www.entrematic.com Factory no.xxx	
ITALIAN DESIGN - Made in PRC	
Type: PWR50H / PWR50HR	
Art. no: xxxxxxxxx	
Power: 24VDC 288W	12A
Temp: -20°C/+55°C	IP44
THRUST: 6000N	
Year: 20xx	S.N. 1706xxxxxxB
	

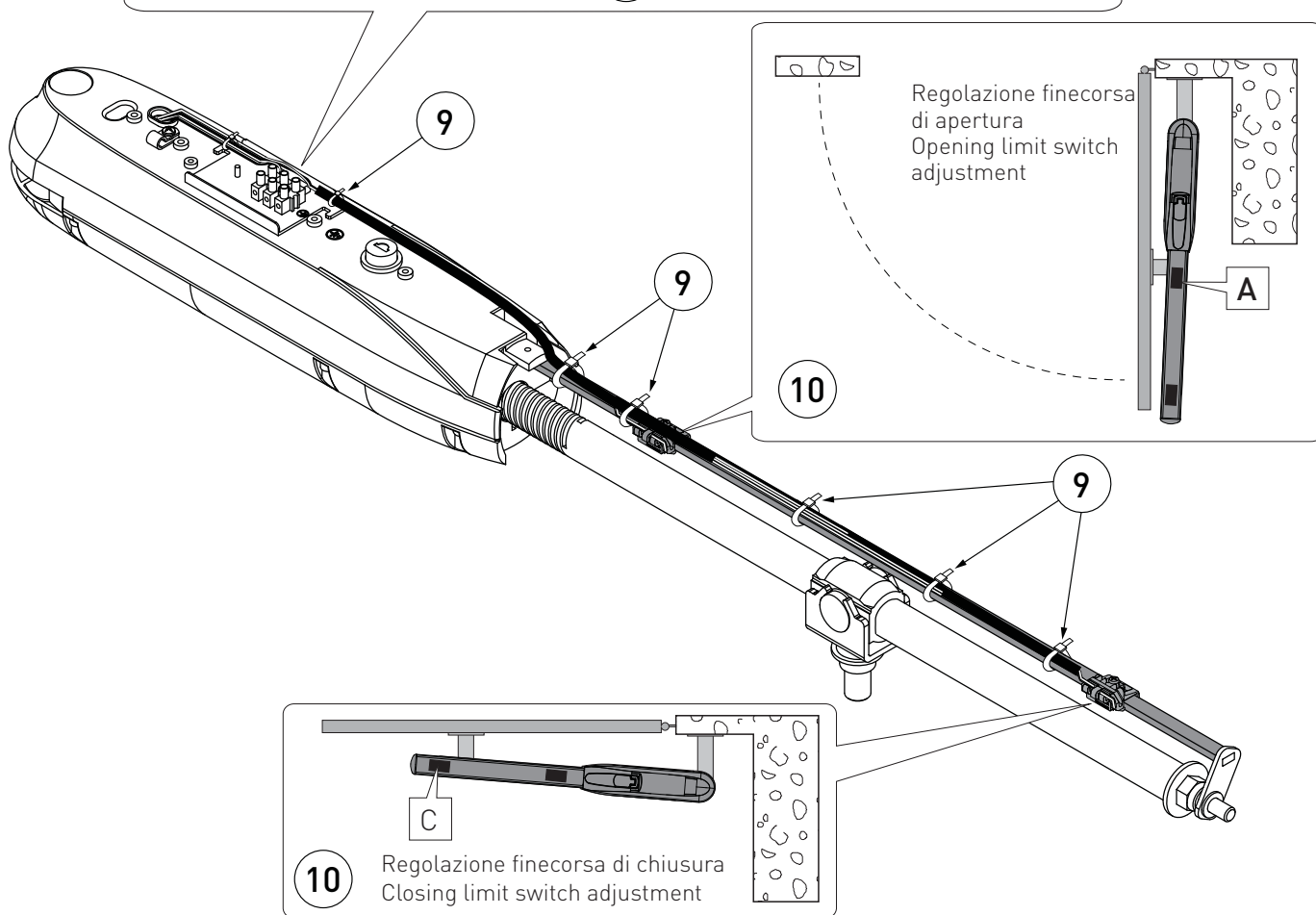
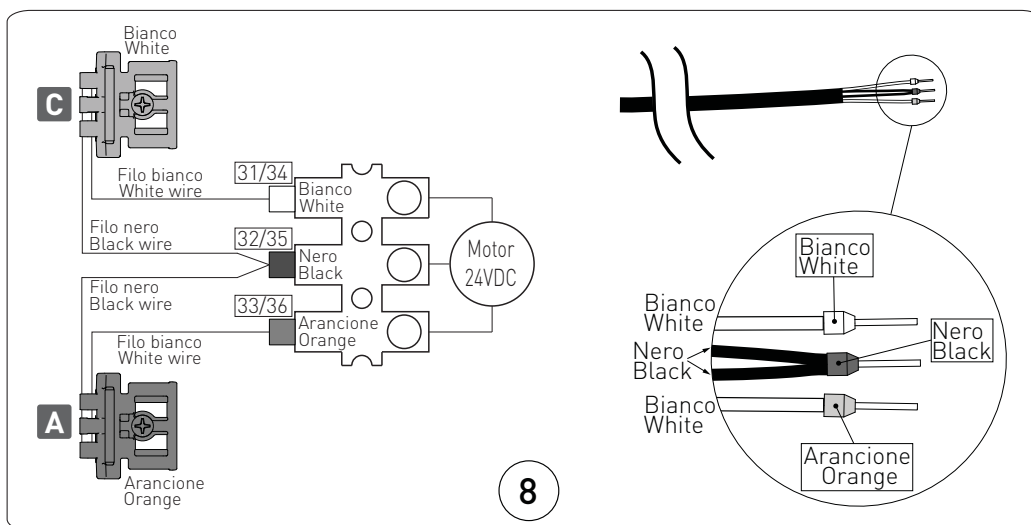


PWR50ML utilizzabile a partire dalla versione 02 (vedi immagine). Per versioni precedenti usare l'art. 6PWR50M al posto della chiocciola esistente.

PWR50ML can be used since version 02 (see picture). For previous versions the spindle nut must be replaced with art. 6PWR50M.

Finecorsa magnetico (per selezione vedere quadro elettronico).
 Magnetic limit switch (see control panel for selection).

- 8 Collegare i finecorsa [A] e [C].
Connect the limit switch [A] and [C].
- 9 Fissare i cavi con le fascette in dotazione.
Fix the cables with the supplied fasteners ties.



ENTRE//MATIC



Entrematic Group AB
 Lodjursgatan 10
 SE-261 44, Landskrona
 Sweden
 www.entrematic.com

